

Please make sure that you print this resource at 100% so that all measurements are correct.

To do this, follow the relevant steps below.

Adobe Reader or Adobe Acrobat


- Adobe Reader is a free PDF viewer, from Adobe. To install a copy of Adobe Reader, go to <https://get.adobe.com/uk/reader/>.
- Once Adobe Reader is installed, open your PDF.
- Go to File>Print.
- Under 'Page Sizing & Handling', select 'Size'.
- From here, make sure that 'Actual Size' is selected.
- Print this page as a test, making sure that the shape below is the correct size once printed.
- If the test print is correct, print your PDF.

Foxit Reader

- Go to File>Print.
- Set the 'Scaling' to 'None'.
- Print this page as a test, making sure that the shape below is the correct size once printed.
- If the test print is correct, print your PDF.


Web Browser

- If printing from a web browser, such as Chrome, Firefox or Microsoft Edge make sure that your printer is set to print at 100%, either by unticking 'Fit to Page' or selecting 'Actual Size'.
- Print this page as a test, making sure that the shape below is the correct size once printed.
- If the test print is correct, print your PDF.



Name:

Date:

 36
total marks

Year 5 Reasoning Test Set 3 Paper A

1. Continue these linear sequences:

a) 45 627, 46 627, 47 627, _____, _____, _____.

b) 232 701, 222 701, 212 701, _____, _____, _____.

2 marks

2. Fill in the missing digits in this calculation:

$$\begin{array}{r} 3 \square 6 \\ \times \quad \square \\ \hline 1 \ 5 \ 0 \ 4 \end{array}$$

2 marks

3. Measure the length of the longer and shorter side of this rectangle:

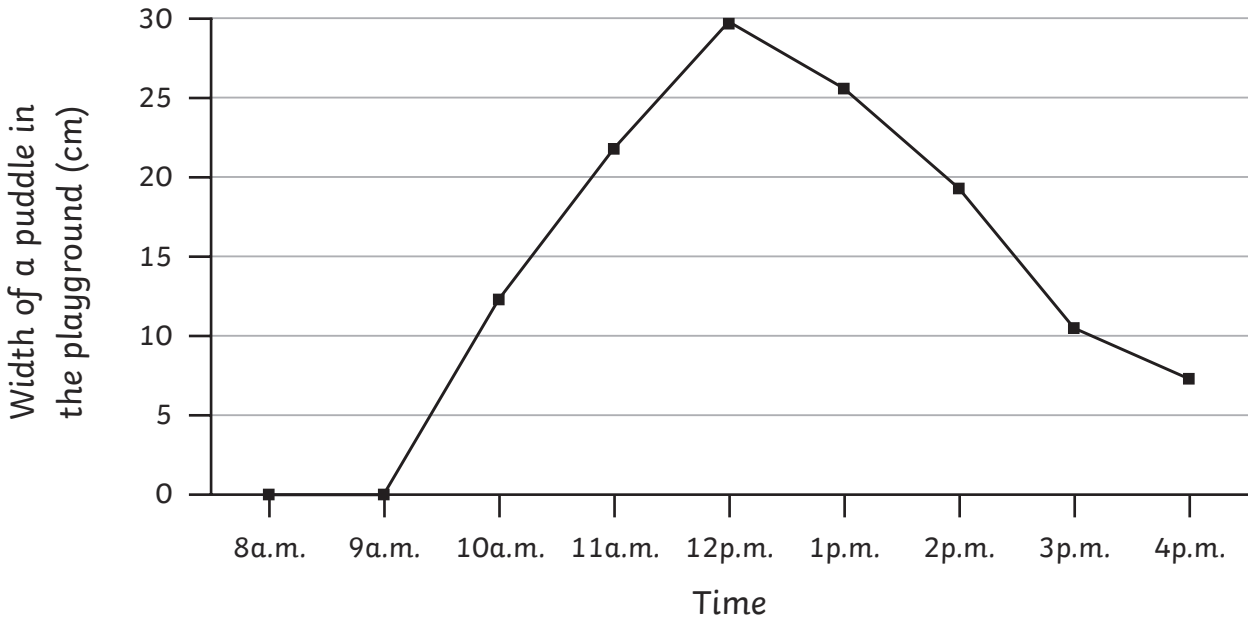


2 marks

total for this page

4. Some children measured the width of a puddle in the school playground over 1 school day. They used the data collected to draw a time graph

2 marks



a) When does the graph tell you it started raining? _____

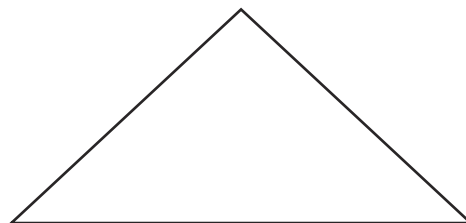

b) When was the width of the puddle 20cm? _____

5. Draw all the lines of symmetry for these shapes:

2 marks

a) A rectangle

b) An isosceles triangle



total for this page

6. Order the following numbers from smallest to largest:

| | | | | |
|---------|-----------|---------|-----------|-----------|
| 101 101 | 1 100 001 | 100 110 | 1 010 010 | 1 001 100 |
| | | | | |

1 mark

7. Write the year that is 48 months after 2009 in numerals and Roman numerals.

2 marks

8. What number is 28 less than 12?

1 mark

9. A pack of 3 water bottles weighs 2.25kg. How much will 10 water bottles weigh?

| | | | | | | | | | | | | | | | | | | | |
|--|--|--|--|--|--|--|--|--|--|--|--|--|--|--|--|--|--|--|--|
| | | | | | | | | | | | | | | | | | | | |
| | | | | | | | | | | | | | | | | | | | |
| | | | | | | | | | | | | | | | | | | | |
| | | | | | | | | | | | | | | | | | | | |
| | | | | | | | | | | | | | | | | | | | |
| | | | | | | | | | | | | | | | | | | | |
| | | | | | | | | | | | | | | | | | | | |
| | | | | | | | | | | | | | | | | | | | |
| | | | | | | | | | | | | | | | | | | | |
| | | | | | | | | | | | | | | | | | | | |

2 marks

total for this page


11. Draw a line that is 134° from this line.



1 mark

12. A teacher has 3 boxes of rubbers, each containing 24 rubbers. The rubbers are divided equally among 8 classes. How many rubbers are given to each class?

2 marks



13. Order the following sets of fractions from smallest to largest:

2 marks

a) $\frac{3}{8}$ $\frac{7}{8}$ $\frac{5}{8}$ $\frac{1}{8}$

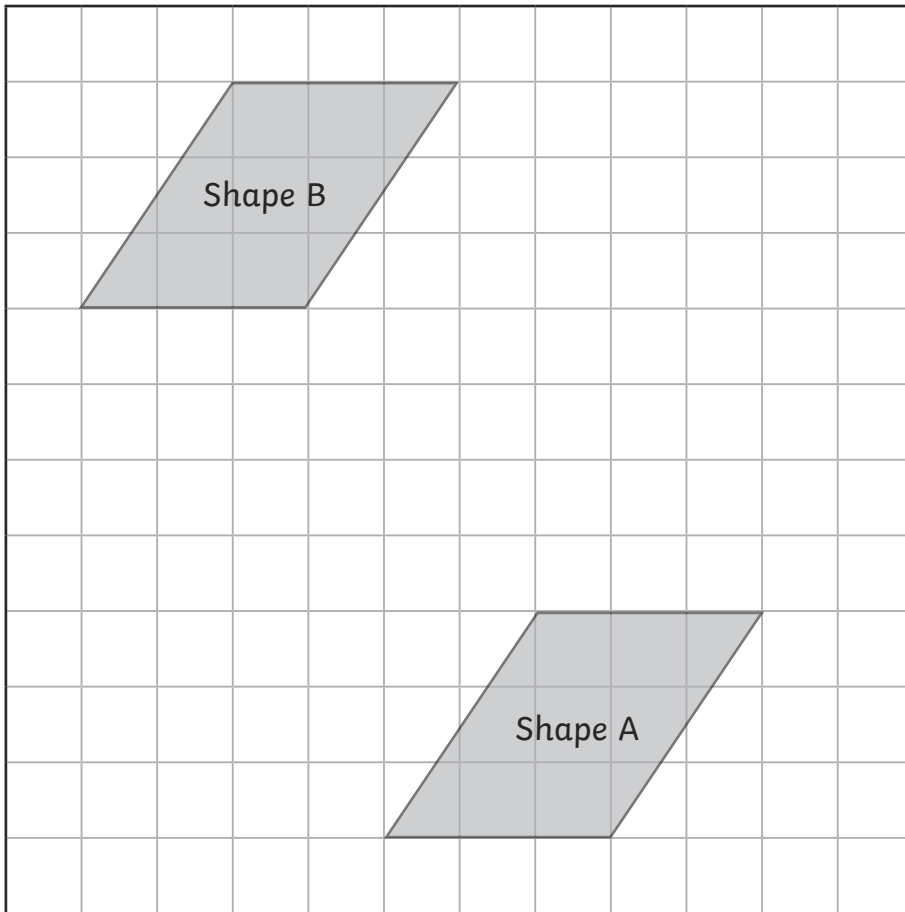
| | | | |
|--|--|--|--|
| | | | |
|--|--|--|--|

b) $\frac{5}{6}$ $\frac{1}{3}$ $\frac{7}{12}$ $\frac{1}{6}$ $\frac{11}{12}$

| | | | | |
|--|--|--|--|--|
| | | | | |
|--|--|--|--|--|

total for this page

15. Shape A has been translated to shape B on this centimetre grid.



Describe the translation.

16. Which number less than 100 is a square number and a cube number?

Explain why: _____

1 mark

2 marks

total for this page

17. a) Write all the factor pairs of 36.

b) Write all the common factors of 24 and 32.

2 marks

18. Order the following from smallest to largest.

| |
|---------------------|
| $\frac{1}{2}$ of 54 |
| $\frac{3}{4}$ of 40 |
| $\frac{2}{3}$ of 42 |

largest

smallest

| |
|--|
| |
| |
| |


2 marks

total for this page


2 marks

20. Write the percentage of each grid that is shaded:

a)



b)



END OF TEST

total for this page